

PUBLIC AUCTION



DUCANA WINDOWS & DOORS LTD

3705 Queens Line, Tilbury (Windsor), Ontario, Canada

Complete Vinyl Window & Door Manufacturer

2003



1 of 4 Welders

URBAN MODEL AKS 1400E/10 IPC AUTOMATIC 4 HEAD BUTT WELDING MACHINE

2006



LOCKFORMER MODEL EXCALIBUR E612F DIAMOND TIP CNC OPTIMIZING GLASS CUTTER WITH GF TECHNOLOGIES BREAK OUT & FLOAT TABLES



Upgraded & In Mint Condition

BILLCO 72" GLASS WASHER



1 of 7 Glass Tables

LAFOND BUTTERFLY TABLE, 2 - 60"X80" TABLES

AUCTION: Wednesday March 28, 10:30 AM

Inspection: Tuesday March 27, 9 AM to 4 PM

**Onsite & Online
Webcast**

Powered By BidSpotter.com




INFINITY
Asset Solutions
infassets.com

AUCTIONS • LIQUIDATIONS

FINANCING • APPRAISALS

905.669.8893

 Like us at: facebook.com/Infinity-Asset-Solutions-Inc

 Follow us at: twitter.com/InfinityAssets



LOCKFORMER MODEL EXCALIBUR E612F DIAMOND TIP
CNC OPTIMIZING GLASS CUTTER WITH **GF TECHNOLOGIES**
BREAK OUT & FLOAT TABLES



6 GF TECHNOLOGIES
ROLLING GLASS
CONVEYOR CARTS

Bid Live ONSITE or ONLINE at



GLASS CUTTING LINE

2 GF TECHNOLOGIES Infeed Float
Tables: 8'x12' & 8'x6'

LOCKFORMER Model Excalibur E612F
Diamond Tip CNC Optimizing Glass
Cutter, 8'x14' Cutting Table

GF TECHNOLOGIES Break Out Float
Table 8'x12'

6 GF TECHNOLOGIES Rolling Glass
Conveyor Carts

GLASS WASHER

1994 **BILLCO** 72" Glass Washer, Sound
Enclosure, 1/2" Plexiglass Windows,
Optional Front Pre-Rinse with Photo
Eyes Start / Stop Sensor, Wash Tank,
Rinse Tank with Big Blue Filter, All
Spray Pipes Upgraded to Stainless
Steel, 6 Air Knives Blowers, Optional
Hydraulic Lift For Cleaning, E Series
Controlled Static Bars, Updated
Emergency Safety Cables Plus
Emergency Stop Button on Feed Side,
Pico PLC Control Updated in 2005 for
Progressive / Soft Start, 25 HP Motors,
Spare Roller, sn W092218

WELDERS

2003 **URBAN** Model AKS 1400E/10 IPC
Automatic 4 Head Butt Welding
Machine (Sash Welder), Urban PC
Control, Max. Cap. Approx. 800 Welds /
8 Hour Shift, Frame Size Max:
110.2"x86.6", Min Frame Size
13.7"x13.7", Profile Height Min:
1.968", Max: 3.740", Profile Width
Max: 5.118" Table Side, Optional BK
1400 Foot Switch, SH 1400 Extra
Height, Custom Notch Welding
Assemblies, 3 Sets Of Urban Single
Stack Spring Loaded Weld Fixtures,
Includes Transformer, sn C05503

PROLINE 2 Head Welder Model TH21N,
9' Capacity, 2 Adjustable 32" Support
Arms, For Sash with Optional Notch
Plates For Sloped Sill, E200 Digital
Controls, sn 87562

SAMPSON 2 Head Welder Model
SW2000, 8' Capacity, Dual Support
Arms, Updated Fuji Digital Controls, sn
92141

WEGOMA Single Point Welder Model
Lola, 12" Plate, Teflon Tape, Updated
Control plus Spare DRO, sn 0L21N876

CORNER CLEANERS

1993 **URBAN** Model SV300, Automatic,
Foot Pedal Control, Includes Optional
Top Router Sash Cleaner, sn 31103

2 - 2000 **PROLINE** Model CC300B,
Automatic, 25"x34" Base Table, Plus
Custom 60" x 32" Work Surface with
UHMW Cover, sn 87558, 87559

1993 **SPARTEC** Manual, Model
SCS150, Foot Pedal Control, sn 15005



BILLCO 72" GLASS WASHER




Auctioneer's Note:

Glass Washer Impeccably
Maintained and in Mint Condition!



2003



URBAN MODEL AKS 1400E/10 IPC
AUTOMATIC 4 HEAD BUTT WELDING MACHINE

SAWS

PROLINE Model Pro Cut AF220 NC, Dual Head 24" Saw Blades, 3-10" Notching Blades, Optimized Automatic Feed, PC, sn 87560

PROLINE Stop Saw Model Pro Cut GBS225A, Dual 9" Head, 45 Degree, Plus 8' Length Guide, Outfeed Roller Conveyor, Foot Pedal Control, sn 87553

PROLINE End-Mill Saw, Model MN2, Manual 24" Slide, sn 87342

SAMPSON V Notch Saw, Model MN12, 12" Blade Size, Outfeed Conveyor, sn 89546

SAMPSON Straight Saw, Model SC12, 12" Blade, Foot Pedal Control, Outfeed Conveyor, 26" Table, sn 89547

SAMPSON V Saw Model MN12, 12" Blade, sn 6567

ELUMATEC Copy Router Model AS-7002, 19"x8" Table, 9' Centering Guides, Pneumatic Clamping, sn 90432

2 DEWALT Model 3511, Type 2, Heavy Duty, 2' Radial Arm Saw, Industrial Cast Iron, Fan Cooled Motor, 3 HP, sn 84320014

DUCANA Brick Mold Saw, 3 Blades for Profile Modification, Takes Royal Profile and Makes 3 Different Brick Molds

MAKITA Compound Mitre Saw, Model LS1011, sn 153875

8 DEWALT Chop Saws, 10", Model D705-04, Mitre Capability

6 DEWALT, DELTA, GENERAL & RYOBI 10" Industrial Table Saws

DELTA Vertical Bandsaw, sn 94F78293



PROLINE 2 HEAD WELDER MODEL TH21N



SAMPSON 2 HEAD WELDER MODEL SW2000



URBAN AUTOMATIC CORNER CLEANER MODEL SV300



PROLINE AUTOMATIC CORNER CLEANERS MODEL CC300B

2000

1 of 2



SPARTEC CORNER CLEANER, MODEL SCS150



WEGOMA SINGLE POINT WELDER MODEL LOLA



Dual Head 24" Saw Blades

PROLINE MODEL PRO CUT AF220 NC OPTIMIZING SAW



Dual 9" Head

PROLINE STOP SAW MODEL PRO CUT GBS225A



1 of 3 SAMPSON Saws

SAMPSON V NOTCH SAW, MODEL MN12




1 of 3

GF TECHNOLOGIES COMP-U-STOP SAW OPTIMIZERS




ELUMATEC COPY ROUTER MODEL AS-7002



1 of 2

Cast Iron

DEWALT MODEL 3511, HEAVY DUTY 2' RADIAL ARM SAW



3 Blades for Profile Modification

DUCANA
BRICK
MOLD SAW



1 of 6



Slide Track For Door Cutting

DELTA 10"
INDUSTRIAL
TABLE SAW

GENERAL
MODEL 350
10" TILTING
ARBOR SAW

SAWS (con't)

DEWALT Steel Saw, 10' x 12" Roller Conveyor

GENERAL Model 350 10" Tilting Arbor Saw, Ducana Slide Track For Door Cutting

Horizontal Bandsaw, Approx. 18"x8" Capacity, Portable

SAW OPTIMIZERS

3 **GF TECHNOLOGIES** Comp-U-Stop Saw Optimizers, 11"x12' Table, PC's sn (1995) 9500-021, sn (1995) GFT9537-1

FOAMING MACHINE

GUSMER Foaming Machine, Model GX-7 Spray Gun, Gravity Feed Drum System, Ducana Custom Aluminum Foaming Table, Tilts Both Ways, 4'x20'

PUMPS

GRACO Model Therm-O-Flow 55, Hot Melt Pump, Single Gun, 55 Gallon, Optional Automatic Blow Off, Aero-Motive Ergomation Balancer on Slide Track sn C3221

ADEPT Cyclops Glass Glazing Wheel, 9" Suction Holder, Foot Pedal Control



2 of 4 Clamps

Up To 12' Capacity

Pneumatic Height Adjustment

ROLLTECH SQUARING CLAMPS



Tempered Glass Tabletop

PNEUMATIC SCREEN TABLE, 4' X 7.5'

ACCUMETRIC Silicone 5 Gallon Pump Model Acc-Pak 2 Truseal Package, 2 Hoses, 2 Guns, sn 91138

PUNCHES

9 **PROLINE** Profile Punches, Foot Pedal Control, Steel Bases

FRAME CLAMPS

2 **ROLLTECH** Squaring Jigs, 12' - Electric, Foot Pedal Height Adjustment, 10' - Pneumatic, Bottom Rollers

KEAR Final Assembly Clamp, Pneumatic, 93" Between Frames, Adjustable Height
Final Assembly Clamp, Pneumatic, 120" Between Frames

SCREEN TABLE

Pneumatic, 4'x7.5', Tempered Glass Tabletop, Adjustable Screen Dereelers on Bearings

BUTTERFLY TABLE

LAFOND 80" x 123" Total Capacity, 2 - 60"x80" Tables, 90 Degree Tilt, 4 - 1.5" Suction Cups, Hydraulic Movement, Pneumatic Suction & Float, Air Logic Controls

AIR FLOAT TABLES

LAFOND Grid Table, Air Float, 48"x80", 90 Degree Tilt, 2 - 3" Suction Cups, Foot Control For Tilt, Air Logic Control

LAFOND Index Table, Air Float Spacer Applicator, 7'x7', Single 6" Suction Cup, Air Logic Control

EDGETECH Index Table, 7'x7', Single 6" Suction Cup, PLC Control

EDGETECH Grid Table, 7'x5'

2 **EDGETECH** Roller Tables, 7'x42"

ROLLER PRESS

2006 **PRESITK** Model SSRP72, 72" Capacity, sn 20404

GAS FILLING MACHINES

2006 **FDR DESIGN**, Model RSGd, Automatic, Multiple Line, Gas Sensor Meter, Flow Rate 9-18 litre/min, Two Hole Filling Option, Computer Control

GF TECHNOLOGIES Manual Gas Filler, Capable of Argon and Krypton



HOLZ HER MODEL 1403 EDGE BANDER



AUTOMATED CONSTRUCTION EQUIPMENT (ACE) SWING ARM DOOR ROUTER



4' x 20' Tilting Table

GUSMER FOAMING MACHINE, MODEL GX-7 SPRAY GUN



ACCUMETRIC SILICONE 5 GALLON PUMP MODEL ACC-PAK 2



GRACO MODEL THERM-O-FLOW 55, HOT MELT PUMP



ADEPT CYCLOPS GLASS GLAZING WHEEL



9 Available

PROLINE PROFILE PUNCHES

Air Logic Controls



LAFOND AIR FLOAT BUTTERFLY TABLE, 2 - 60"X80" TABLES



90 Degree Tilt

LAFOND AIR FLOAT GRID TABLE, 48" X 80"



LAFOND INDEX TABLE, AIR FLOAT SPACER APPLICATOR, 7" X 7"



1 of 2 Edgetech Tables

EDGE TECH INDEX TABLE, 7"X7"



2006

72" Capacity

PRESITK ROLLER PRESS MODEL SSRP72



Gas Notching Options

6 EDGE TECH MODEL SUPER SHUTTLE SPACER APPLICATORS



2006

7 Available

EDGE TECH LINER REMOVERS



1 of 2 Gas Fillers

2006

FDR DESIGN MODEL RSGD, AUTOMATIC

SPACER APPLICATORS

6 **EDGE TECH** Model Super Shuttle Spacer Applicators, Gas Notching Accessories, Including Assorted Parts
Manual Spacer Applying Table, 4" Suction Cup, 36" x 24"

7 - 2006 **EDGE TECH** Liner Removers, Model Liner Stripper

EDGE BANDER

HOLZ HER Model 1403, 10' Table, sn 403

DOOR ROUTER

AUTOMATED CONSTRUCTION EQUIPMENT (ACE) Swing Arm Door Router

ALUMINUM BRAKES

2008 **VAN MARK** 12' Capacity, Model Mark 1 Series, M1260, sn 120960

2 **LEXMARK**, 12' Capacity, 14" Throat
TAPCO, 8' Capacity Model Timesaver Pro II

DUST COLLECTORS

9 Assorted Craftex, Canwood Dual Bag Type Dust Collectors

AIR COMPRESSORS

CHAMPION 25 HP

TECHQUIP 10 HP

SANBORN 2 HP Portable

2 **ULTRA AIR** Dryers

LADDERS / SCAFFOLD

22 - **LITTLE GIANT** Articulating Ladders, 22' Extension Capacity

18 Assorted 3 Step Aluminum Ladders

15 Telescopic Aluminum Planks for Scaffold, 14' & 16'

PRODUCTION SUPPORT

GML / MAKITA Pneumatic Table Router

5 **DELTA** 1" Belt, 5" Disc Sander

3 **CRAFTEX & JOB MATE** Drill Presses

LINCOLN ELECTRIC Mig Welder

2 **DEWALT & MAKITA** Thickness Planers

12" Capacity



1 of 4

VAN MARK 12' CAPACITY ALUMINUM BRAKE, MODEL M1260



22 Available – Up To 20'

LITTLE GIANT ARTICULATING LADDERS

MISCELLANEOUS

Huge selection of assorted power & hand tools by **DEWALT**, **MAKITA**, **PASLODE** Corrugating Guns & Gas Nailers

2 **SKILL** & **HUSQVARNA** Cement Saws, Diamond Blades

HONDA Pressure Washer, 5.5 HP Key Cutting Machine

Parts Washer, 2 Flame Cabinets, Safety Harnesses, Pipe Threader, Clamps, Air Lines, Drill Bits, Door Locks, 3 Safety Eyewash Stations



15 Available – Up To 16'

TELESCOPIC ALUMINUM PLANKS FOR SCAFFOLD



GML / MAKITA PNEUMATIC TABLE ROUTER

MATERIAL HANDLING

CLARK 7,000 lb Capacity Electric Forklift Model EC500-80, 3 Stage Mast, Side Shift, sn E685-0009-5775

CLARK 2,000 lb Capacity, Electric Forklift, Model TM-15, 3 Wheel, 3 Stage Mast, Side Shift, sn TM145-3659-GEF5280

CLARK 4,000 lb Electric Walking Pallet Lift, Model WP40, 4' Forks, sn wp40-0270TM-7123

ROLLTECH Glass Carts – 6 Harp & 15 IG Style

Large Selection Of Assorted Warehouse Pallet & Cantilever Racking Up To 15', 3' Arms, Some On Tracks For Profile Feeding, Large Quantity of Work Carts, Glass Carts, Window Frame Carts



1 of 3

CHAMPION 25 HP AIR COMPRESSOR



ROLLTECH GLASS CARTS

VEHICLES & TRAILERS

1993 **MACK** Tandem Axle Straight Truck Model CH600, Conventional Cab, Mack Diesel Engine, Eaton 7 Speed Manual Transmission, 1,784,587 km, VIN 1M2AA11C4PW022795

(3) 2000 & 1997 **GMC** Savana G3500 Cube Vans, (2000) 266,206 km, VIN 1GDJG31R3Y1109682, (2000) 330,902 km, VIN 1GDJG31R9Y1210709, (1997) VIN 1GDJG31ROV1035147

(5) **GMC** Savana G3500 Cube Service Vehicles (in repair)

2000 **GMC** Savana Extended Cargo Van, 495,000 km, VIN GTFG25M6Y1248045

53' Storage Trailer

2 – 20' Sea Containers

INVENTORY

Large Selection Of Assorted Raw Material Inventory:

Profiles, Balance Systems, Hardware, Locks, Weather Stripping, Screens Work In Process Frames Etc, Finished Goods Complete Range Of Assorted Windows, Bow Windows, ½ Round Windows, Doors, Door Entry Systems, Side Lites, Door Slabs, Hinges, Frames, Plus: Approx 20 Gaylords of Scrap Offcuts



CANTILEVER RACKING, 15' X 3' ARMS



PARTIAL VIEW OF RAW MATERIAL, WIP, FINISHED GOODS INVENTORY & SCRAP



Bid Live ONSITE or ONLINE at

BidSpotter.com



1 of 3 Clark Lifts

CLARK 7,000 LB CAPACITY ELECTRIC FORKLIFT MODEL EC500-80



1993

MACK TANDEM AXLE STRAIGHT TRUCK MODEL CH600



1 of 8 As New As 2000

GMC SAVANA G3500 CUBE VANS



GMC SAVANA EXTENDED CARGO VAN



53' STORAGE TRAILER



View of 2

20' SEA CONTAINERS

OFFICES

Office Furniture & Equipment, Computers, Flat Screen Monitors, Servers, HP Design Jet 2500CP Plotter, Phone System, Display Systems, Boardroom, Kitchen, Refrigerators, Microwaves, Tables, Etc

INTELLECTUAL PROPERTY

DUCANA WINDOWS & DOORS
Including Trade Names, Logos, Phone & Fax Numbers, Domain Name, Website, Trade Show Displays Etc.

PROXY BIDDING:

We will be happy to bid on your behalf if you are unable to attend our auction. Please call our office at 1-866-669-8893, or visit our websites to submit a proxy bid.

www.infassets.com

INFINITY AUCTION CALENDAR

Tuesday March 13:
Dieters Metal Fabricating, Waterloo, Ontario

Thursday March 15:
DEB Corp. Trussville, Alabama

Wednesday March 21:
Williams Gold Refining, Fort Erie, Ontario

Wednesday April 4:
Canadian Rogers Eastern, Toronto, Ontario

CAN'T ATTEND AUCTION? ALSO BID ONLINE VIA  **BidSpotter.com**

TERMS OF SALE



Payment: All payments must be in Cash, Certified Funds, Visa, MasterCard or Interac, Wire Transfers or Company Checks must be accompanied with a bank letter guaranteeing irrevocable payment to Infinity Asset Solutions Inc.

A 2% surcharge will apply on all payments made by credit card.

All online bidders must register on Bidspotter by 5pm Tuesday March 27.

A 13.5% buyers premium will be added to all onsite purchases (16.5% Online).

A \$500 refundable security deposit is required upon onsite registration (\$2,000 Online).

A 25% deposit is required at time of purchase, balance due by 4 pm, Thursday March 29, 2012. NO EXCEPTIONS.

All goods are sold "As Is, Where Is", ALL SALES ARE FINAL.

All subject to prior sale. All Sales in Canadian Funds.

Complete terms and conditions including removal procedures, are available on our website, will be posted at the auction and will be provided at the time of registration.

REMOVAL TIMES

All Items By Thursday April 5th 2012. **Hours:** Monday – Friday between 8 am – 4 pm. No items may be removed during auction. NO EXCEPTIONS.

DIRECTIONS: From HWY 401 to 3705 Queens Line, Tilbury, Ontario, NOP 2LO

Tilbury is 300 km West of Toronto & 50 km East of Windsor, along the 401. From the 401, Exit Queens Line South, follow for approx. 4 km, destination will be on the right

HOTELS NEAR AUCTION SITE:

| | | |
|----------------------------|-----------------------------------|--------------|
| Comfort Inn Chatham | 1100 Richmond Street, Chatham | 519-352-5500 |
| Travelodge Chatham | 555 Bloomfield RD, Chatham | 519-436-1200 |
| Howard Johnson Inn | 201 Erie Street North, Leamington | 519-325-0260 |

This brochure is meant merely as a guide. Infinity Assets make no guarantee, expressed or implied, as to the accuracy of the information in this brochure. Buyers should inspect the goods beforehand to satisfy themselves.

Member In Good Standing Of:



INFINITY Asset Solutions

AUCTIONS • LIQUIDATIONS
FINANCING • APPRAISALS



Like us at: [facebook.com/
Infinity-Asset-Solutions-Inc](http://facebook.com/Infinity-Asset-Solutions-Inc)



Follow us at: [twitter.com/
InfinityAssets](http://twitter.com/InfinityAssets)

63 Maplecrete Road, Concord, Ontario L4K 1A5 Canada
infassets.com • Tel: (905) 669-8893 • Fax: (905) 669-7512